

# ONLINE MEETING GUIDE

## GETTING STARTED

If you choose to participate online you will be able to view a live webcast of the meeting, ask the Directors questions online and submit your votes in real time. To participate online visit <https://meetnow.global/au> on your smartphone, tablet or computer. You will need the latest versions of Chrome, Safari, Edge or Firefox. Please ensure your browser is compatible.

## TO LOG IN, YOU MUST HAVE THE FOLLOWING INFORMATION:

### Australian Residents

SRN or HIN and postcode of your registered address.

### Overseas Residents

SRN or HIN and country of your registered address.

### Appointed Proxies

Please contact Computershare Investor Services on +61 3 9415 4024 to request your unique email invitation link prior to the meeting day.

## PARTICIPATING AT THE MEETING

To participate in the online meeting, visit <https://meetnow.global/au>. Then enter the company name in the 'Filter' field. Select and click on the displayed meeting.

### To register as a shareholder

Select 'Shareholder', enter your SRN or HIN and select your country. If Australia, also enter your post code.

### OR To register as a proxyholder

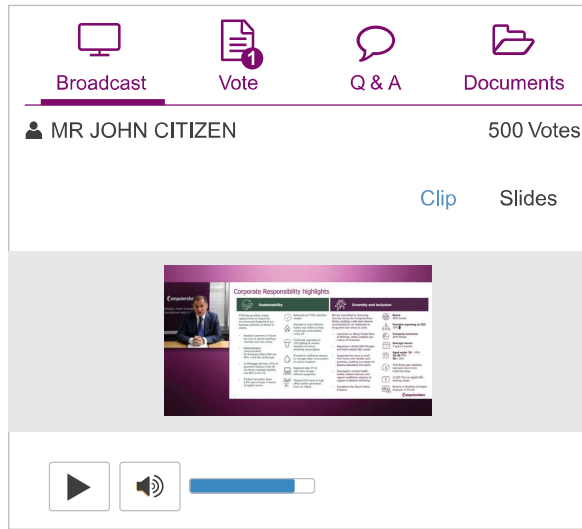
To access the meeting click on the link in the invitation e-mail sent to you. Or select 'Invitation' and enter your invite code provided in the e-mail.

### OR To register as a guest

Select 'Guest' and enter your details.

**Broadcast**

The webcast will appear automatically once the meeting has started. If the webcast does not start automatically press the play button and ensure the audio on your computer or device is turned on.

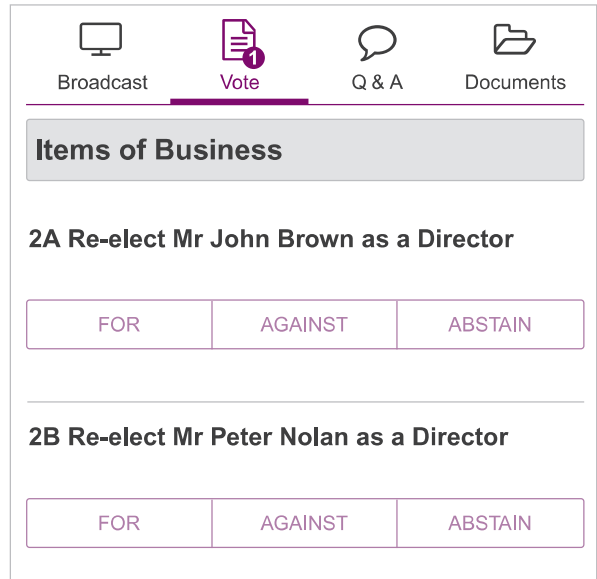


**Vote**

When the Chair declares the poll open, select the 'Vote' icon and the voting options will appear on your screen.

To vote, select your voting direction. A tick will appear to confirm receipt of your vote.

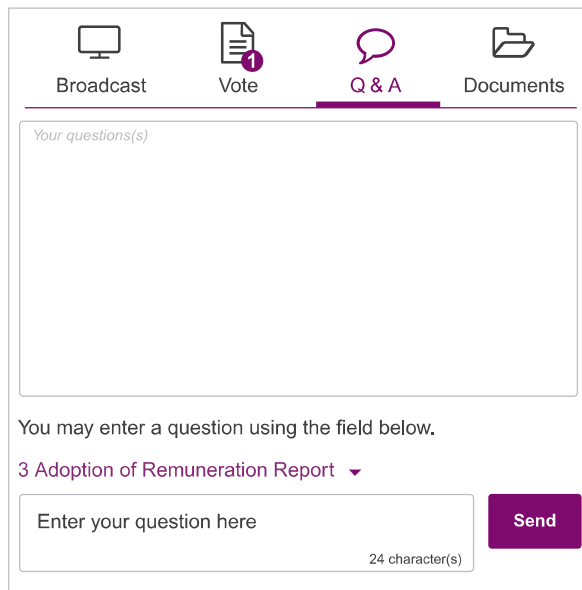
To change your vote, select 'Click here to change your vote' and press a different option to override.



**Q & A**

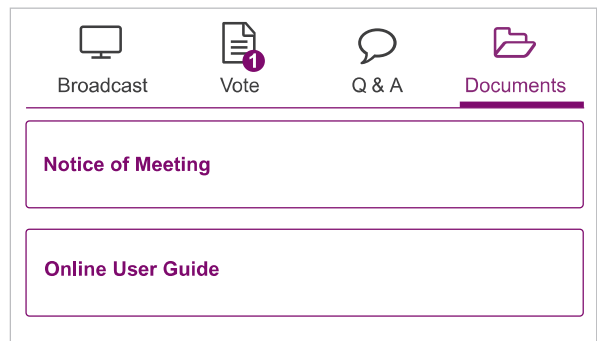
To ask a question select the 'Q & A' icon, select the topic your question relates to. Type your question into the chat box at the bottom of the screen and press 'Send'.

To ask a verbal question, follow the instructions on the virtual meeting platform.



**Documents**

To view meeting documents select the 'Documents' icon and choose the document you wish to view.



**FOR ASSISTANCE**

If you require assistance before or during the meeting please call +61 3 9415 4024.